

# Tecnici

...*Quelli Saldati*

Sgabelli fissi saldati per uso specifico professionale indicati in officine, accessi a macchinari, piani di carico e supermercati.

**SICUREZZA ESTREMA**



210 cm

21 cm

**DOTTO**

Cod. DT-1

kg: 2,5; m<sup>3</sup>: 0,04  
EAN 8028406109631



240 cm

50 cm

**RIGOLO**

Cod. RG-2

kg: 5; m<sup>3</sup>: 0,13  
EAN 8028406000457



265 cm

75 cm

**PLANO**

Cod. PL-3

kg: 8,5; m<sup>3</sup>: 0,45  
EAN 8028406000488



Codice	N. gr.	(cm)	(cm)	(cm)	(cm)
DT-1	1	36	55	-	36
RG-2	2	50	36	50	36
RG-2PL	2	43	42	54	42
PL-3	3	77	55	78	55
PL-4	4	97	55	78	55
PLC-2	2	70	50	64	44

10 ANNI  
GARANZIA

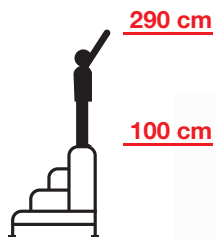
MADE  
IN ITALY  
100%

TECNICI



EN14183  
EUROPEAN NORM

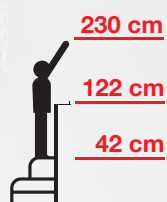
150  
kg  
MAX



## PLANO MAXI

Cod. PL-4

kg: 12,0; m³: 0,76  
EAN 8028406090335

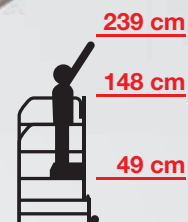


## RIGOLO PLUS

Cod. RG-2PL

kg: 5,8; m³: 0,28  
EAN 8028406106982

— Ruote inattive



## PALCO

Cod. PLC-2

kg: 13,4; m³: 0,66  
EAN 8028406106999

— Ruote  
inattive